









## QPU系列

## 重型轮

## QPU外包+铁芯/铸铁芯

	温度范围		-30°C to +70°C
	滚动顺畅		非常优秀
	音量		优秀
	保护地板		良好



### 轮面

QPU是一种弹性很好的PU材质，使用本材质的轮子不但会降低推动阻力，还会提高机台的操控度。QPU有三种硬度，分别是75度、85度、90度，均具有极高的弹跳力。得胜QPU轮有着优秀的抗水解特性，适用于热带地区及潮湿的工作环境。

### 轮框

内框：铁芯/铸铁芯

### 特色

- 抗化学、溶剂及侵蚀
- 耐磨
- 抗微生物
- 防穿刺
- 低阻力
- 适用环境温度：-30°C ~ +70°C
- 在正常使用情况下，无需维修

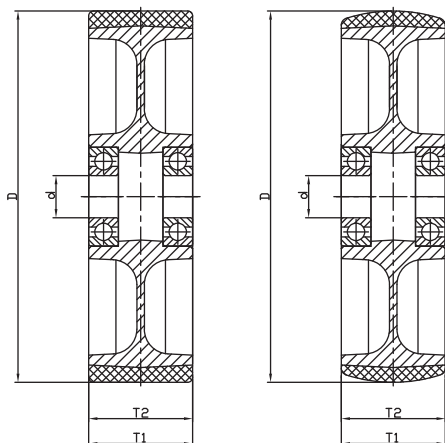




得胜®上好輪®

硬度：75°Shore A (PANTONE 425C)

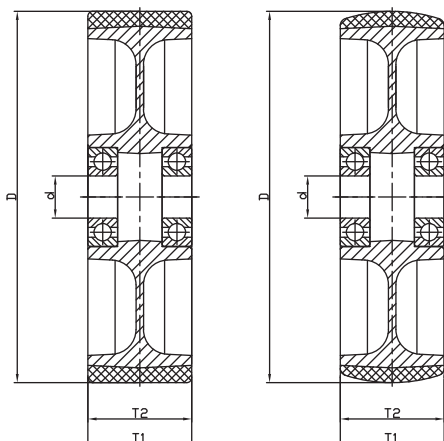
品号	轮径 (D)[mm]	轮宽 (T2)[mm]	载重 [kg(lbs)]	轴承内径 ø(d)[mm]	中宽 (T1)[mm]	轮面	轴承
12035304135171	100	34	220kg (485lbs)	15	34	圆弧	精密滚珠 轴承
12035304135271	100	34	220kg (485lbs)	17	34		
12035304189271	100	45	280kg (617lbs)	13	62		
12035305159671	125	40	350kg (771lbs)	15	40		
12035305158671	125	40	350kg (771lbs)	17	42		
12035305180301	125	40	250kg (551lbs)	20	44.5		
12035305189271	125	45	350kg (771lbs)	13	62		
12035306187271	150	42	420kg (925lbs)	17	42		
12035306186371	150	45	420kg (925lbs)	13	62		
12035307208271	180	50	560kg (1235lbs)	20	50		
12035307209271	180	50	560kg (1235lbs)	25	50		
12035308188171	200	45	560kg (1235lbs)	13	62		
12035308206671	200	50	630kg (1389lbs)	20	50		
12035308209271	200	50	630kg (1389lbs)	25	50		
12035310257271	250	62	1050kg (2315lbs)	20	61		
12035310257471	250	62	1050kg (2315lbs)	25	61		
12035310259471	250	62	1050kg (2315lbs)	30	61		
12035303139371	75	32	130kg (286lbs)	12	32	平面	
12035303139471	75	32	130kg (286lbs)	15	32		
12035304137271	100	34	220kg (485lbs)	15	34		
12035304139471	100	34	220kg (485lbs)	17	34		
12035304208171	100	50	315kg (694lbs)	17	55		
12035354158171	114	38	315kg (694lbs)	17	38		
12035305156571	125	40	350kg (771lbs)	15	40		
12035305156271	125	40	350kg (771lbs)	17	42		
12035305208171	125	50	420kg (925lbs)	17	55		
12035355256371	138	60	490kg (1080lbs)	20	68		
12035355256471	138	60	490kg (1080lbs)	25	68		
12035306187371	150	42	420kg (925lbs)	17	42		
12035306206271	150	50	525kg (1157lbs)	17	55		
12035307186471	183	44	560kg (1235lbs)	17	50		
12035307186571	183	44	560kg (1235lbs)	20	50		
12035307186671	183	44	560kg (1235lbs)	25	50		
12035308206571	200	50	630kg (1389lbs)	20	50		
12035308206871	200	50	630kg (1389lbs)	25	50		
12035309208171	231	52	840kg (1852lbs)	17	53		
12035310256471	250	62	1050kg (2315lbs)	20	61		
12035310256271	250	62	1050kg (2315lbs)	25	61		
12035310254271	250	62	1050kg (2315lbs)	30	61		
12035312286271	305	70	1260kg (2778lbs)	25	70		
12035312285271	305	70	1260kg (2778lbs)	30	70		
12035312288271	305	70	1260kg (2778lbs)	35	70		
12035312386271	305	95	1680kg (3704lbs)	25	95		
12035312385271	305	95	1680kg (3704lbs)	30	95		
12035312388271	305	95	1680kg (3704lbs)	35	95		






硬度：85°Shore A (PANTONE 2747C)









品号	轮径 (D)[mm]	轮宽 (T2)[mm]	载重 [kg(lbs)]	轴承内径 Ø(d)[mm]	中宽 (T1)[mm]	轮面	轴承
12035304138171	100	34	250kg (551lbs)	15	34	圆弧	
12035304138271	100	34	250kg (551lbs)	17	34		
12035304189171	100	45	320kg (705lbs)	13	62		
12035305159771	125	40	400kg (881lbs)	15	40		
12035305158771	125	40	400kg (881lbs)	17	42		
12035305180201	125	40	300kg (661lbs)	20	44.5		
12035305189171	125	45	400kg (881lbs)	13	62		
12035306186671	150	42	480kg (1058lbs)	17	42		
12035306188271	150	45	480kg (1058lbs)	13	62		
12035307208171	180	50	640kg (1411lbs)	20	50		
12035307207171	180	50	640kg (1411lbs)	25	50		
12035308189171	200	45	640kg (1411lbs)	13	62		
12035308206771	200	50	720kg (1587lbs)	20	50		
12035308209771	200	50	720kg (1587lbs)	25	50		
12035310257171	250	62	1200kg (2646lbs)	20	61		
12035310258271	250	62	1200kg (2646lbs)	25	61		
12035310258371	250	62	1200kg (2646lbs)	30	61		
12035303139171	75	32	140kg (308lbs)	12	32	精密滚珠 轴承	
12032303139271	75	32	140kg (308lbs)	15	32		
12035304137171	100	34	250kg (551lbs)	15	34		
12035304139371	100	34	250kg (551lbs)	17	34		
12035304209171	100	50	360kg (793lbs)	17	55		
12035354159171	114	38	360kg (793lbs)	17	38		
12035305156671	125	40	400kg (881lbs)	15	40		
12035305158171	125	40	400kg (881lbs)	17	42		
12035305209171	125	50	480kg (1058lbs)	17	55		
12035355259171	138	60	560kg (1235lbs)	20	68		
12035355259271	138	60	560kg (1235lbs)	25	68		
12035306187171	150	42	480kg (1058lbs)	17	42		
12035305209171	150	50	600kg (1323lbs)	17	55		
12035307189171	183	44	640kg (1411lbs)	17	50		
12035307185271	183	44	640kg (1411lbs)	20	50		
12035307187371	183	44	640kg (1411lbs)	25	50		
12035308208371	200	50	720kg (1587lbs)	20	50		
12035308208471	200	50	720kg (1587lbs)	25	50		
12035309209171	231	52	960kg (2116lbs)	17	53		
12035310257371	250	62	1200kg (2646lbs)	20	61		
12035310255171	250	62	1200kg (2646lbs)	25	61		
12035310254171	250	62	1200kg (2646lbs)	30	61		
12035312287171	305	70	1440kg (3175lbs)	25	70		
12035312285171	305	70	1440kg (3175lbs)	30	70		
12035312284171	305	70	1440kg (3175lbs)	35	70		
12035312387171	305	95	1920kg (4233lbs)	25	95		
12035312385171	305	95	1920kg (4233lbs)	30	95		
12035312384171	305	95	1920kg (4233lbs)	35	95		





得胜®上好輪®

硬度：90°Shore A (PANTONE 1605C)

 品号	 轮径 (D)[mm]	 轮宽 (T2)[mm]	 载重 [kg(lbs)]	 轴承内径 ø(d)[mm]	 中宽 (T1)[mm]	 轮面	 轴承
12035304139171	100	34	320kg (705lbs)	15	34	圆弧	
12035304139271	100	34	320kg (705lbs)	17	34		
12035304186171	100	45	400kg (881lbs)	13	62		
12035305156771	125	40	500kg (1102lbs)	15	40		
12035305159171	125	40	500kg (1102lbs)	17	42		
12035305180101	125	40	350kg (771lbs)	20	44.5		
12035305186171	125	45	500kg (1102lbs)	13	62		
12035306188171	150	42	600kg (1323lbs)	17	42		
12035306186271	150	45	600kg (1323lbs)	13	62		
12035307206171	180	50	800kg (1764lbs)	20	50		
12035307209171	180	50	800kg (1764lbs)	25	50		
12035308186171	200	45	800kg (1764lbs)	13	62		
12035308206171	200	50	900kg (1984lbs)	20	50		
12035308206271	200	50	900kg (1984lbs)	25	50		
12035310259171	250	62	1500kg (3307lbs)	20	61		
12035310259271	250	62	1500kg (3307lbs)	25	61		
12035310259371	250	62	1500kg (3307lbs)	30	61		
12035303136171	75	32	180kg (396lbs)	12	32	精密滚珠 轴承	
12035303136271	75	32	180kg (396lbs)	15	32		
12035304136171	100	34	320kg (705lbs)	15	34		
12035304136371	100	34	320kg (705lbs)	17	34		
12035304206171	100	50	450kg (992lbs)	17	55		
12035354156171	114	38	450kg (992lbs)	17	38		
12035305156371	125	40	500kg (1102lbs)	15	40		
12035305156171	125	40	500kg (1102lbs)	17	42		
12035305206171	125	50	600kg (1323lbs)	17	55		
12035355256171	138	60	700kg (1543lbs)	20	68		
12035355256271	138	60	700kg (1543lbs)	25	68		
12035306189171	150	42	600kg (1323lbs)	17	42		
12035306206171	150	50	750kg (1653lbs)	17	55		
12035307186171	183	44	800kg (1764lbs)	17	50		
12035307186271	183	44	800kg (1764lbs)	20	50		
12035307186371	183	44	800kg (1764lbs)	25	50		
12035308206371	200	50	900kg (1984lbs)	20	50		
12035308206471	200	50	900kg (1984lbs)	25	50		
12035309206171	231	52	1200kg (2646lbs)	17	53		
12035310256371	250	62	1500kg (3307lbs)	20	61		
12035310256171	250	62	1500kg (3307lbs)	25	61		
12035310258171	250	62	1500kg (3307lbs)	30	61		
12035312286171	305	70	1800kg (3968lbs)	25	70		
12035312289171	305	70	1800kg (3968lbs)	30	70		
12035312288171	305	70	1800kg (3968lbs)	35	70		
12035312386171	305	95	2400kg (5291lbs)	25	95		
12035312389171	305	95	2400kg (5291lbs)	30	95		
12035312388171	305	95	2400kg (5291lbs)	35	95		

